

8. Explanations on the Table of Characteristics

8.1 *Explanations covering several characteristics*

Characteristics containing the following key in the second column of the Table of Characteristics should be examined as indicated below:


- (a) Flower: Observations should be done on fully developed flowers at time of flowering.
- (b) Observations should be done on dry seed. Dry seed is the seed coming from the pod completely dry, at dry harvest maturity, just before the pod breaks alone.

8.2 *Explanations for individual characteristics*

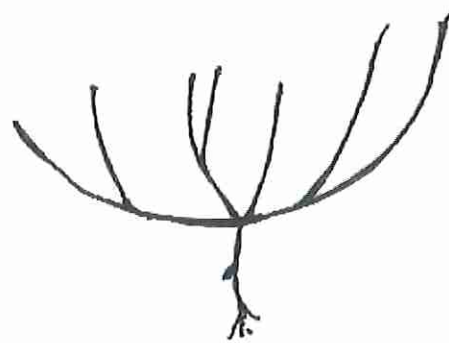
Ad. 2: Plant: habit



1  
upright




3  
semi upright



5  
horizontal

Ad. 3: Plant: anthocyanin coloration:

The anthocyanin coloration should be observed at the basis of the ramification.




Ad. 4: Plant: height

The height of the plants should be assessed when all plants have at least one open flower.

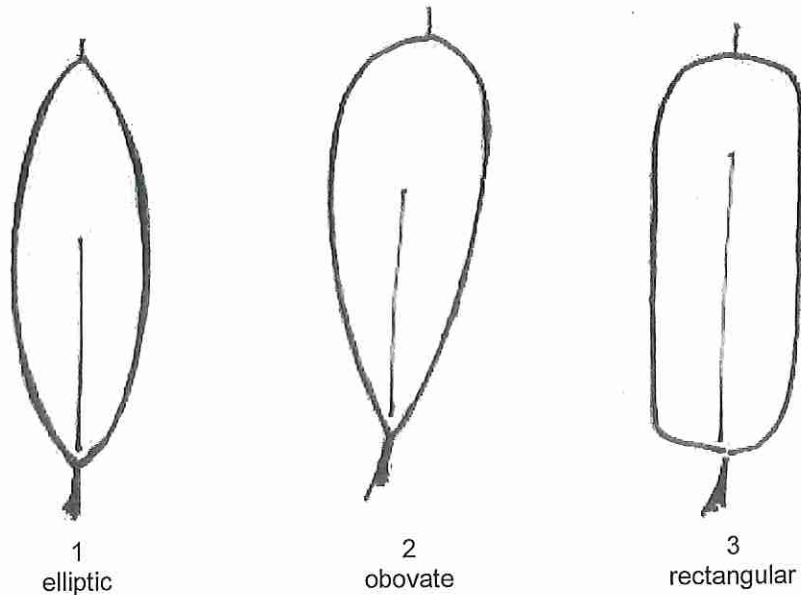
Ad. 5: Plant: intensity of ramification

The intensity of ramification should be assessed when all plants have at least one open flower.



Ad. 7: Leaflet: shape

Observations should be made on the first leaflet at the second flowering node.



Ad. 9: Raceme: number of flowers per node

Observations should be done on the first floral level at time of flowering.

Ad. 13: Pod: color

Pod before dry harvest maturity: observations should be done when the pod is not completely dry.

Ad. 14: Pod: number of ovules

The number of ovules per pod can be observed

- before seed development, when the pod is flat by counting each ovule;  
or
- at dry harvest maturity, when the pod is completely dry (but before the pod breaks alone), by counting developed seeds and non-developed ovules

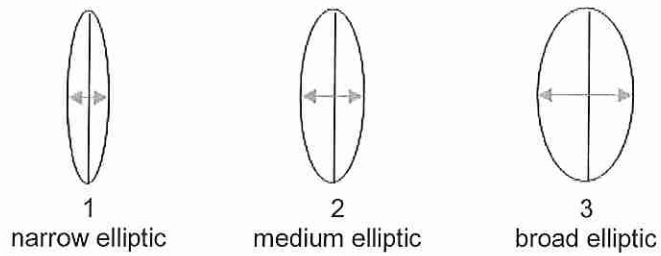
Ad. 15: Pod: length

Pod at dry harvest maturity: observations should be done when the pod is completely dry but before that the pod breaks alone.

Ad. 16: Pod: width

The observations should be made on well-developed green pods; the width is assessed from suture to suture on unopened pods.

Ad. 18: Seed: shape in longitudinal section



Ad. 19: Seed: main color

The main color is the color with the largest surface area, the secondary color is the color with the second largest surface area. In cases where area of the main and secondary color are too similar to reliably decide which color has the largest area, the darkest color is considered to be the main color.

Ad. 20: Seed: pattern of secondary color



Ad. 21: Seed: weight

Seed weight should be measured on at least two samples of 100 seeds. Immature and infected seeds should be excluded.

Ad. 22: Time of flowering

The observation should be made on 20 plants per variety per replication. The time of flowering is reached when 50% of plants have at least one open flower. Notes should be given in relation to example varieties.